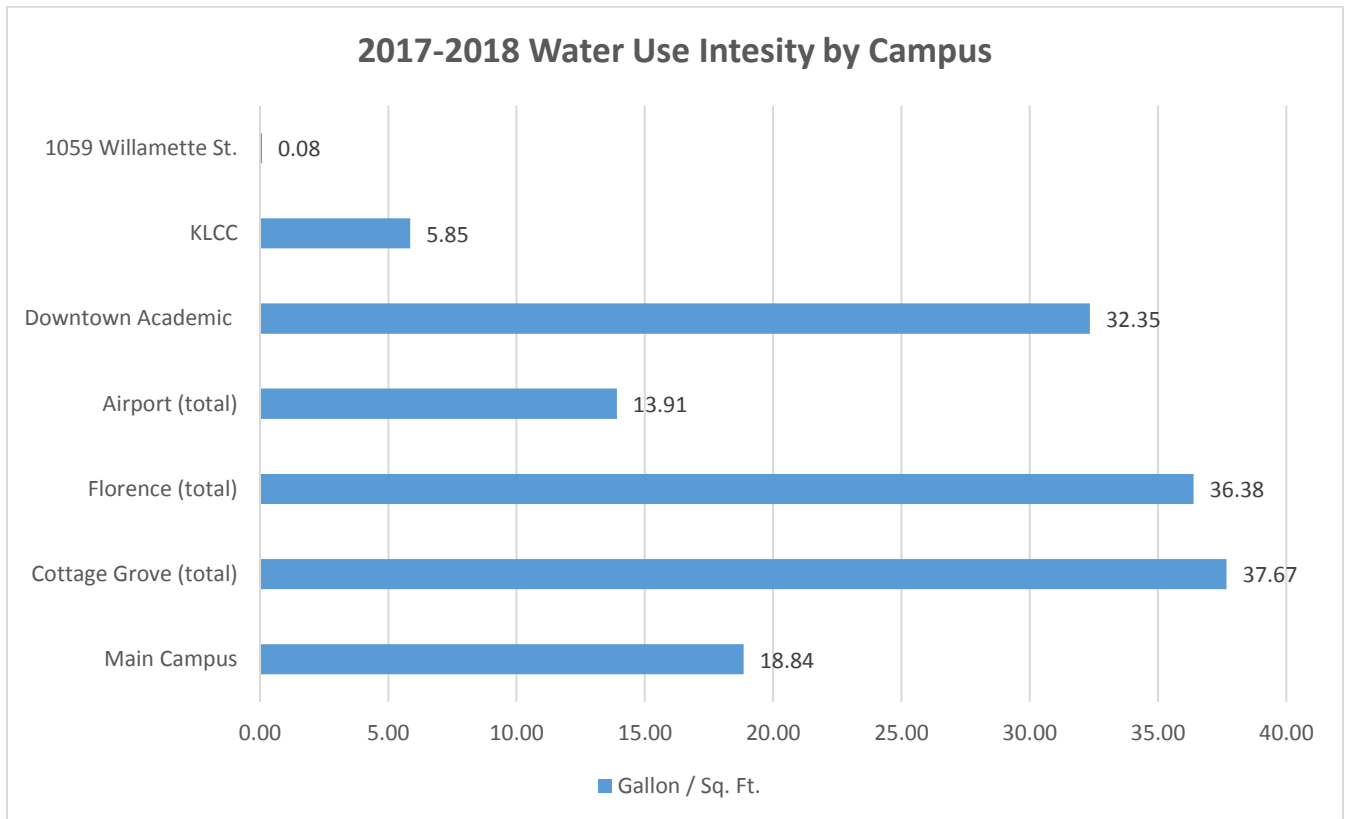


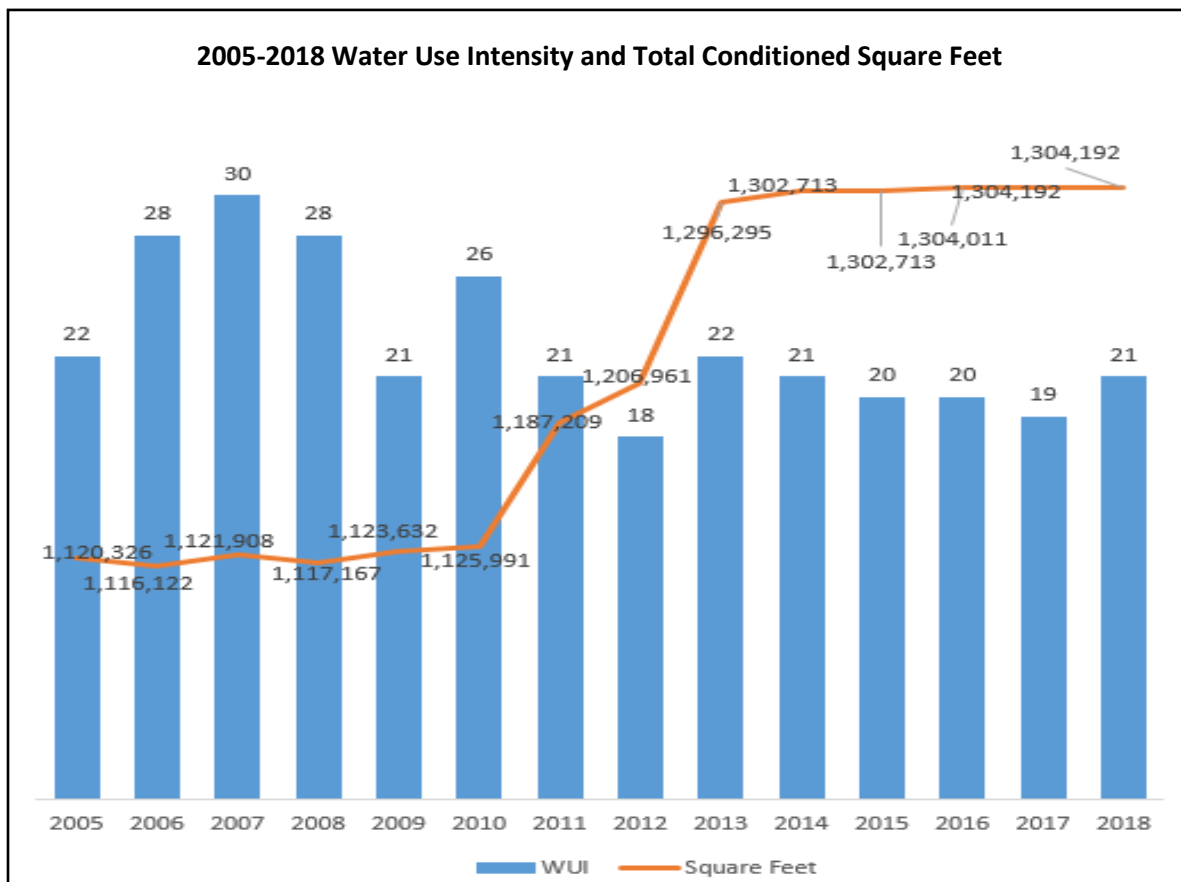
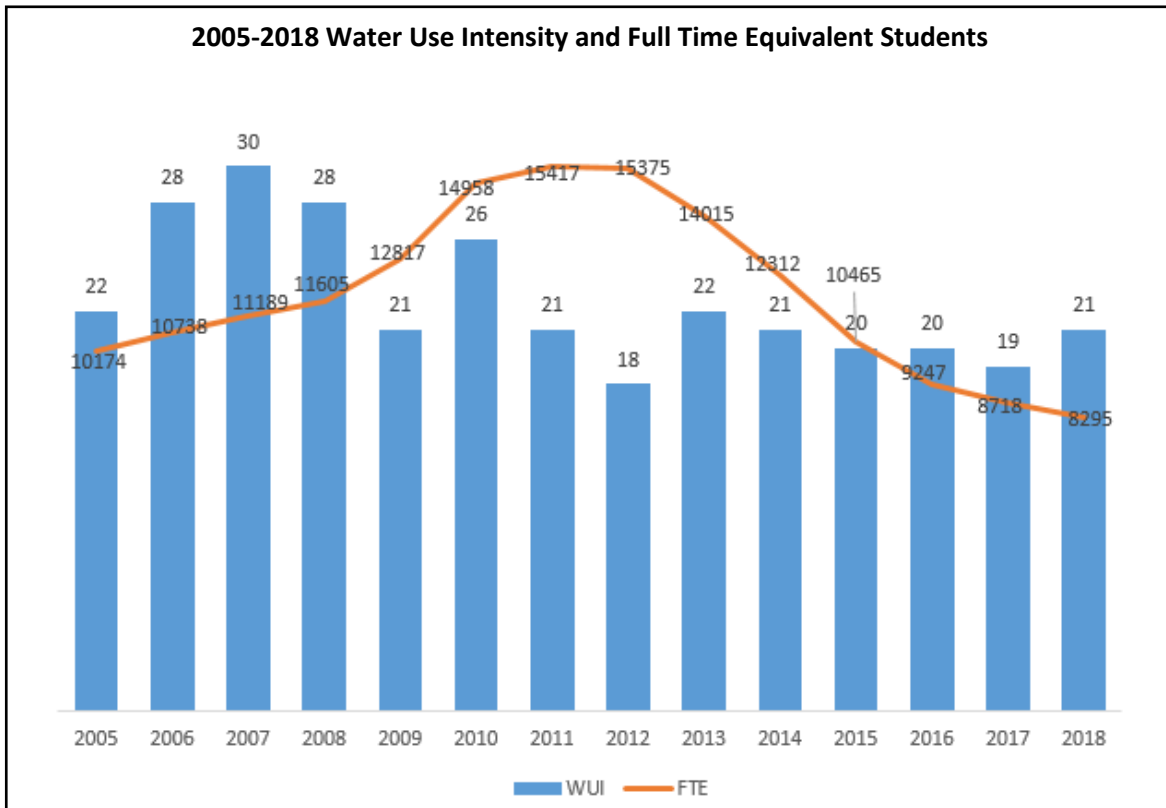
LANE COMMUNITY COLLEGE – WATER INDICATOR REPORT FY 18

Summary

Description	Value
Total potable water consumed in year 2017/2018 in Kgals	28,088 Kgals
Total Building Square footage for 2017/2018	1,304,192 ft ²
Annual Water Use Intensity for year 2017/2018 in KGAL/ft ² & gal/ft ²	0.022 Kgals/ft ² or 22 gallons / ft ²
Total potable water cost for year 2017/2018	\$186,036
Total potable water cost per building square foot per year	\$0.14 / ft ²
Total potable water decrease for 2017/2018 over the baseline of 2004/2005	4%
Total potable water increase for 2017/2018 compared to 2016/2017	14%



LANE COMMUNITY COLLEGE – WATER INDICATOR REPORT FY 18



LANE COMMUNITY COLLEGE – WATER INDICATOR REPORT FY 18

Water Use Intensity

Description	Value
Total Potable Water for year 2017/2018 (kgal)	28,088 Kgal
Total Student FTE for year 2017/2018	8,295 FTE
Total Staff for year 2017/2018	878 Headcount
Total Student Headcount for year 2017/2018	25,818 Headcount
Total Student FTE + Staff for year 2017/2018	9,173
Total LCC Building Square footage for year 2017/ 2018	1,304,192 ft ²
Annual Water Use Intensity (water use per building square foot per year) for year 2017/2018.	22 gal / ft ²
Total water use per student FTE	3,386 gal / FTE

Cost Data

Description	Value
Potable Water	\$123,897
Irrigation Water	\$5,598
Sewer Water	\$43,077
Storm Drain Water	\$10,867
Fire Protection Water	\$2,598
Total Water Cost	\$186,036
Total water cost per building square foot for year 2017/2018	\$0.14 / ft ²
Total water cost per student FTE for year 2017/2018	\$22.43 / FTE