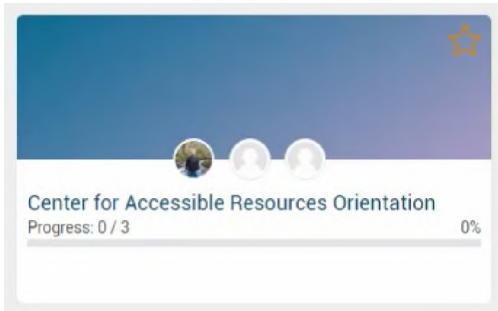


Moodle Orientation Navigation Tutorial

Log into your LCC Moodle account and select the Center for Accessible Resources Orientation course.



On the course homepage, there are four sections, each with multiple lessons. Notice that they are all marked restricted except for the very first lesson: "What is CAR?" You must complete each lesson before you can move on to the next. Once you have completed all lessons in a section, you will be able to move onto the next section.

► Open all ▼ Close all
Instructions: Clicking on the section name will show / hide the section.

1 ▼ **About CAR - Toggle** Topic 1

Welcome to the Center for Accessible Resources (CAR)
Module one gives students a general overview of what CAR does and what academic accommodations are. Students must fully complete lessons before moving on to the next. Click on the first lesson to proceed.

- What is CAR? ☐
- What are accommodations?
Restricted Not available unless: The activity **What is CAR?** is marked complete
- Social Model Animation
Restricted Not available unless: The activity **What are accommodations?** is marked complete
The philosophy in the CAR Department can be described well by viewing this video.
- About CAR Assessment
Restricted Not available unless: The activity **Social Model Animation** is marked complete

2 ► **What to Expect in your Initial Appointment - Toggle** Topic 2
Restricted Not available unless: The activity **About CAR Assessment** is marked complete

Module two gives an overview of what to expect in your initial appointment with your Accommodation Specialist.
Students must fully complete lessons before moving on to the next. Click on the first lesson to proceed.

3 ► **Requesting Accommodations and AIM - Toggle** Topic 3
Restricted Not available unless: The activity **What to Expect Assessment** is marked complete

Click on "What is CAR?" and start reading the lesson. Click continue when you are finished reading each page. The bar on the bottom of the screen will show how much of the lesson you have completed.

Continue

You have completed 100% of the lesson



"What is CAR?" is complete. Now the next lesson is available. Now you can either go back to the orientation page or continue to the next lesson.

What is CAR?

Congratulations - end of lesson reached

Well done!

You have completed 100% of the lesson

100%


Review lesson [Return to Center for Accessible Resources Orientation](#)


← Navigating the Orientation

Jump to...

[What are accommodations? ▶](#)

On the orientation page, the lesson "What are Accommodations?" is no longer restricted.

 [What is CAR?](#)

 [What are accommodations?](#)

 [CAR Philosophy on Social Model of Disability](#)

Restricted Not available unless: The activity **What are accommodations?** is marked complete

Once all the lessons in a section are complete, you will take a quiz.


Attempt quiz now

On the orientation page, the next section is no longer restricted. Continue completing the lessons in order. Once you are finished with the tutorial, you can call or visit CAR to schedule your intake appointment with your accommodation specialist.

2 What to Expect in your Initial Appointment - Toggle

Module two gives an overview of what to expect in your initial appointment with your Accommodation Specialist.

Students must fully complete lessons before moving on to the next. Click on the first lesson to proceed.

 [What to Expect in your Initial Appointment](#)

 [What to Expect Assessment](#)

Restricted Not available unless: The activity **What to Expect in your Initial Appointment** is marked complete

To request this information in an alternate format (Braille, digital, audio or large print), please contact Center for Accessible Resources: (541) 463-5150 (voice); 711 (relay); Building 19, 231; or AccessibleResources@lanecc.edu.

It is a policy of the state Board of Education and a priority of the Oregon Department of Education that there will be no discrimination and harassment on the grounds of race, color, sex, sexual orientation, marital status, religion, national origin, age, or disability in any educational programs, activities or employment. Inquiries may be directed to the Chief Human Resource Officer, (541) 463-5115.