Moodle Orientation Navigation Tutorial

Log into your LCC Moodle account and select the Center for Accessible Resources Orientation course.

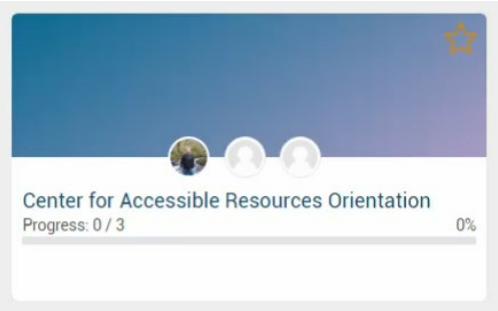

On the course homepage, there are four sections, each with multiple lessons. Notice that they are all marked restricted except for the very first lesson: “What is CAR?” You must complete each lesson before you can move on to the next. Once you have completed all lessons in a section, you will be able to move onto the next section.

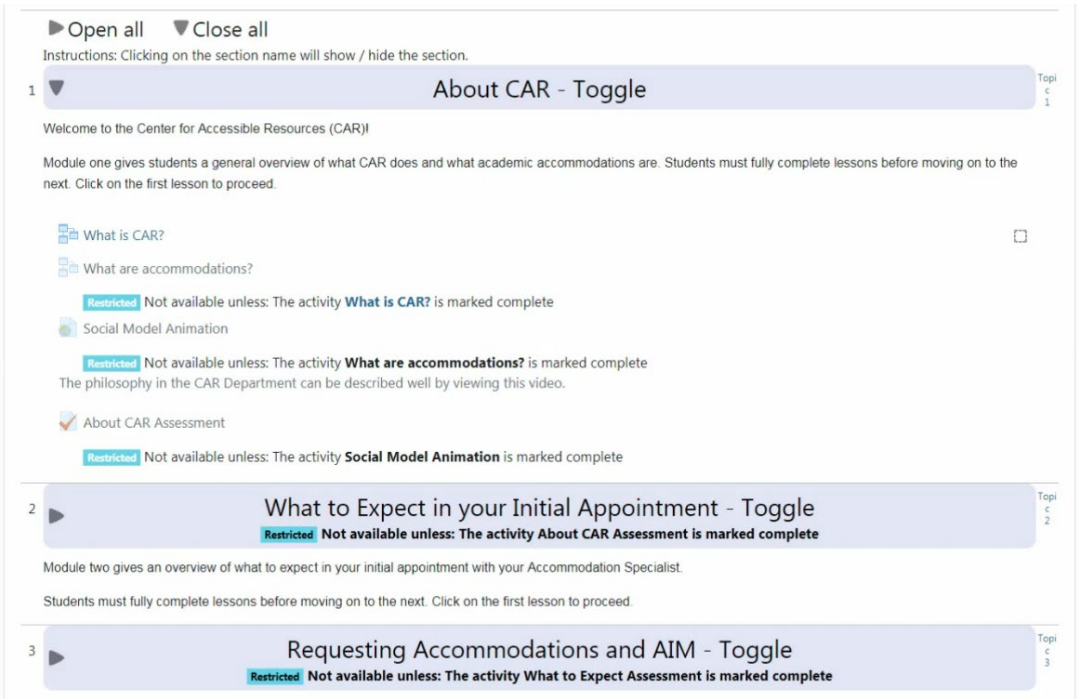

Click on "What is CAR?" and start reading the lesson. Click continue when you are finished reading each page. The bar on the bottom of the screen will show how much of the lesson you have completed.

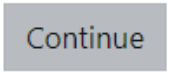

"What is CAR?" is complete. Now the next lesson is available. Now you can either go back to the orientation page or continue to the next lesson.

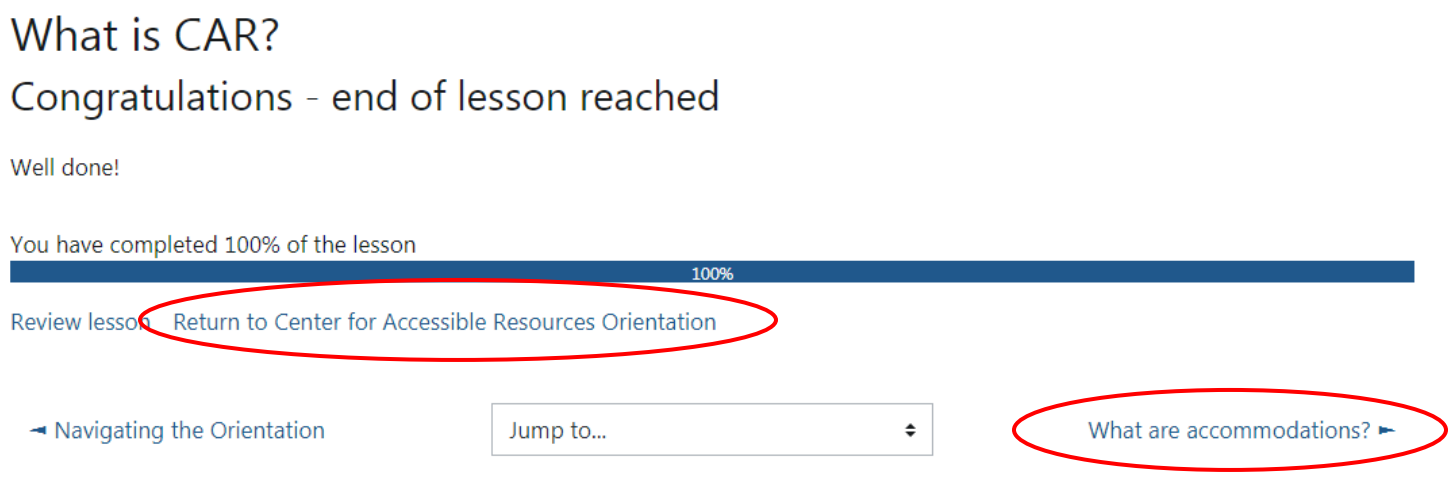

On the orientation page, the lesson "What are Accommodations?" is no longer restricted.

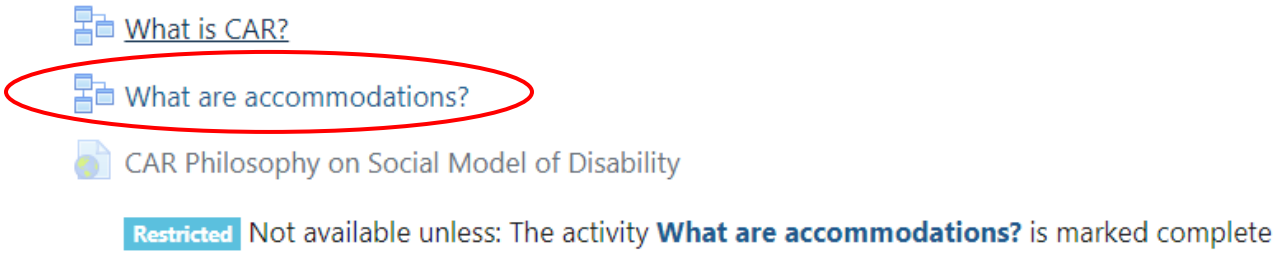

Once all the lessons in a section are complete, you will take a quiz.

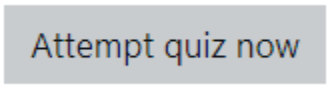

On the orientation page, the next section is no longer restricted. Continue completing the lessons in order. Once you are finished with the tutorial, you can call or visit CAR to schedule your intake appointment with your accommodation specialist.

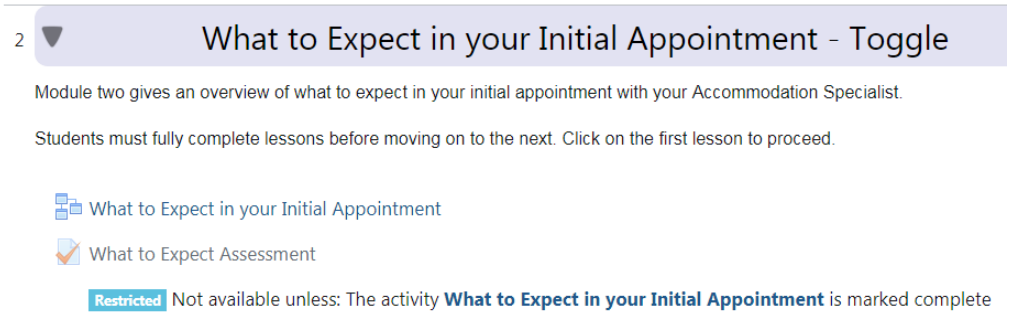

If you have any questions, or if you need to request this information in an alternate format, please contact the Center for Accessible Resources at 541-463-5150 or email us at AccessibleResources@lanecc.edu.