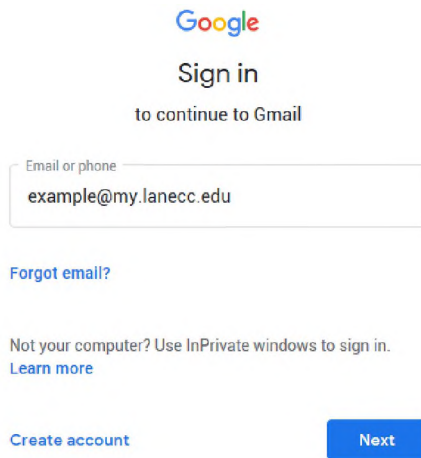


Downloading Textbooks in Alternate Format

Step 1: Log into your @mylanecc.edu gmail account.



Google
Sign in
to continue to Gmail

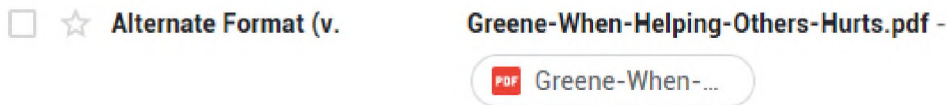
Email or phone
example@my.lanecc.edu

[Forgot email?](#)

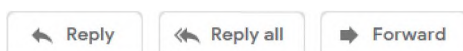
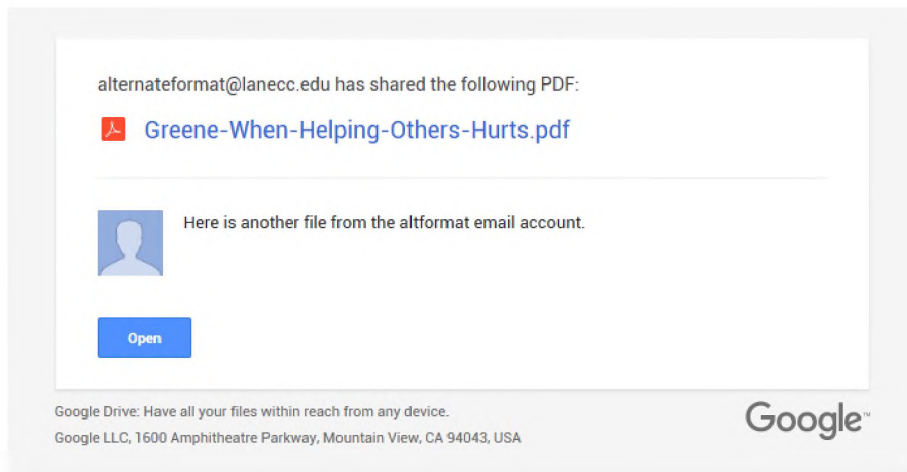
Not your computer? Use InPrivate windows to sign in.
[Learn more](#)

[Create account](#) [Next](#)


Step 2: Look for an email from Alternate Format with the name of your textbook in the subject line.



Step 3: Double-click to open the email.



Step 4: Hover over the attachment at the bottom and click the downward-pointing arrow to download the pdf.



Step 5: Go to your “downloads” folder on your computer. From there, you can click and drag the pdf to the desktop for easy access.



Step 6: Download Adobe Reader by clicking this link: <https://get.adobe.com/reader/>. Click Install Now. Then double-click the .exe file that pops up in your downloads bar. Follow the given instructions to install it and click “finish.”

A screenshot of the Adobe Acrobat Reader DC installation page. The page is divided into three main sections. The left section, titled 'Adobe Acrobat Reader DC', shows the Adobe logo and version information: 'Version 2019.010.20098' and 'System requirements'. It also lists 'Windows 7, English' and asks if the user has a different language or operating system. There is a checkbox for 'Install the Acrobat Reader Chrome Extension' which is checked. The middle section, 'Optional offers', contains two checkboxes: 'Yes, install the free McAfee Security Scan Plus utility...' and 'Yes, install McAfee Safe Connect to keep my online activities and personal info private and secure with a single tap.' The McAfee logo is visible below these offers. The right section, 'Terms & conditions:', contains a paragraph of text and a large yellow 'Install now' button. Below the button, it says 'Total size: 158.47 MB'.



Step 7: Double-click your alternate format textbook pdf file to open it with Adobe Reader.

Step 8: Learn how to use Adobe Reader in our tutorial located in Chapter 8 of the CAR Student Handbook: https://www.lanecc.edu/sites/default/files/disability/adobe_read-out-loud.pdf

If you need help using read-out-loud, come to the CAR Technology Center in Building 19, room 263B for drop-in help hours.

If you have questions, or if you need to request this information in an alternate format, please contact the Center for Accessible Resources at 541-463-5150 or accessibleresources@lanecc.edu.

It is a policy of the state Board of Education and a priority of the Oregon Department of Education that there will be no discrimination and harassment on the grounds of race, color, sex, sexual orientation, marital status, religion, national origin, age, or disability in any educational programs, activities or employment. Inquiries may be directed to the Chief Human Resource Officer, (541) 463-5115.