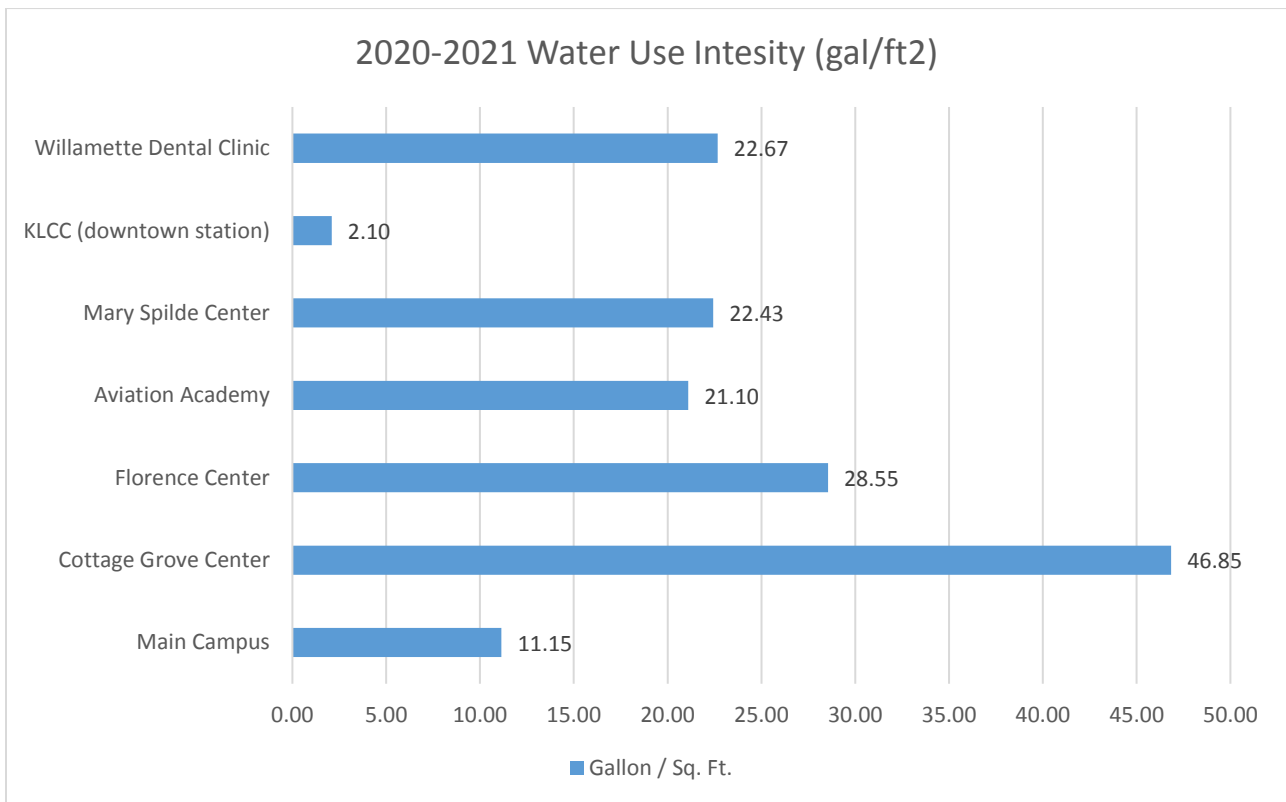


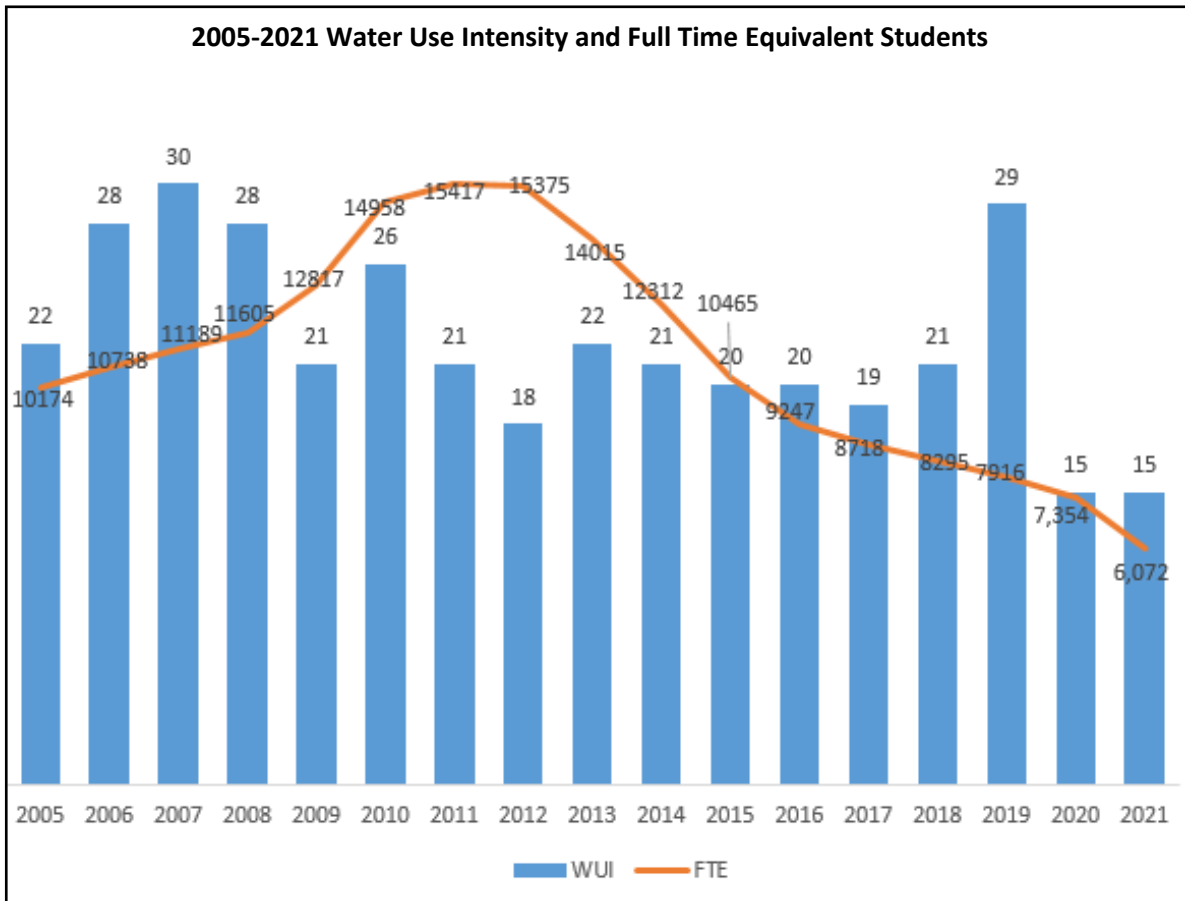
LANE COMMUNITY COLLEGE – WATER INDICATOR REPORT FY 21

Summary

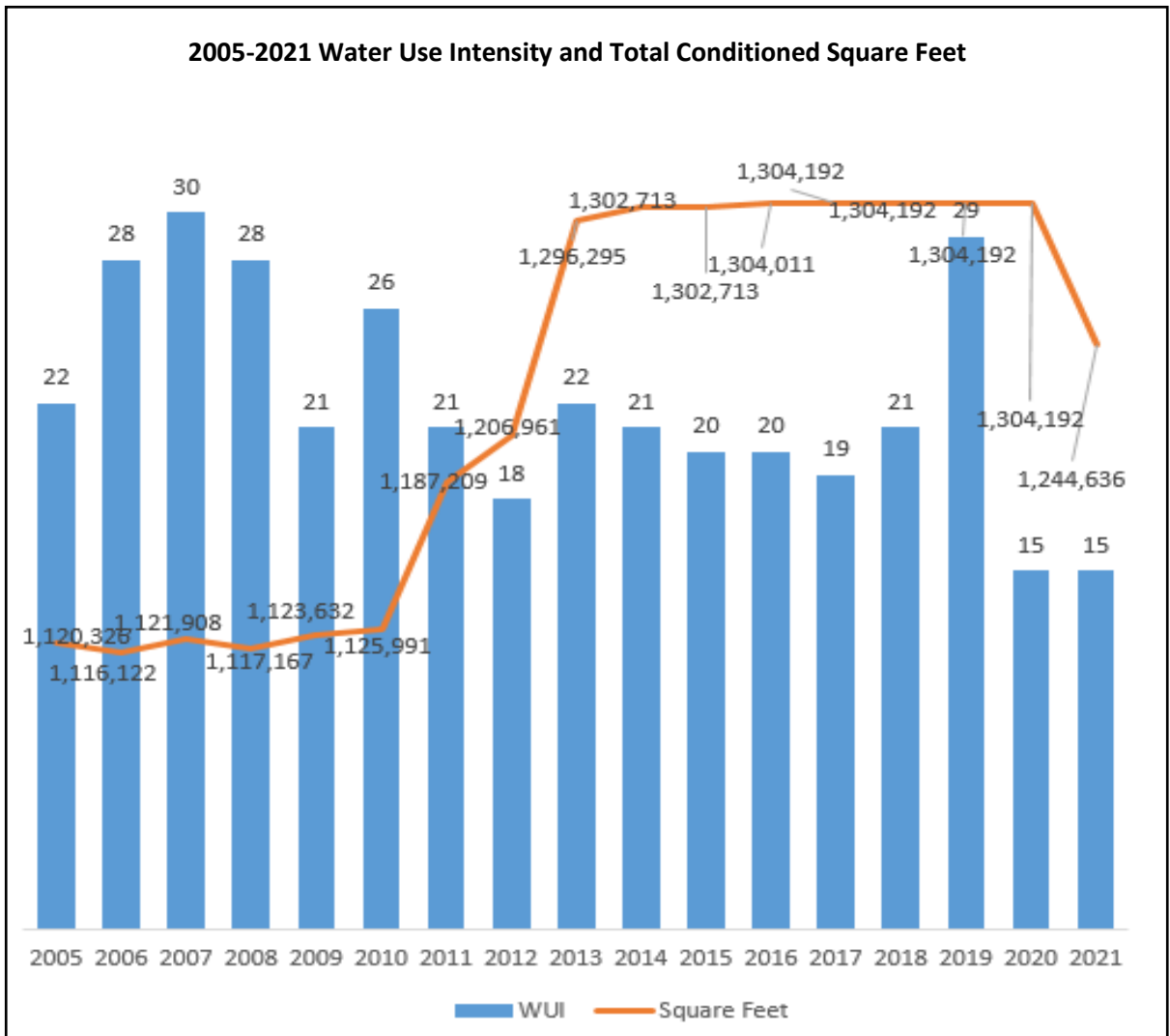
Description	Value
Total potable water consumed in year 2020/2021 in Kgals	18,264 Kgals
Total Building Square footage for 2020/2021	1,244,636 ft ²
Annual Water Use Intensity for year 2020/2021 in KGAL/ft ² & gal/ft ²	0.015 Kgals/ft ² or 15 gallons / ft ²
Total potable water cost for year 2020/2021	\$137,195
Total potable water cost per building square foot per year	\$0.11 / ft ²
Total potable water decrease for 2020/2021 over the baseline of 2004/2005	37 %
Total potable water decrease for 2020/2021 compared to 2019/2020	8 %



LANE COMMUNITY COLLEGE – WATER INDICATOR REPORT FY 21



LANE COMMUNITY COLLEGE – WATER INDICATOR REPORT FY 21



LANE COMMUNITY COLLEGE – WATER INDICATOR REPORT FY 21

Water Use Intensity

Description	Value
Total Potable Water for year 2020/2021 (kgal)	18,264 Kgal
Total Student FTE for year 2020/2021	6,072
Total Staff for year 2020/2021	1,078 Headcount
Total Student Headcount for year 2020/2021	15,571 Headcount
Total Student FTE + Staff for year 2020/2021	7,150
Total LCC Building Square footage for year 2020/ 2021	1,244,636 ft ²
Annual Water Use Intensity (water use per building square foot per year) for year 2020/2021	15 gal / ft ²
Total water use per student FTE	3,008 gal / FTE

Cost Data

Description	Value
Potable Water	\$82,435
Irrigation Water	\$6,036
Sewer Water	\$30,152
Storm Drain Water	\$7,260
Fire Protection Water	\$1,790
Water Improvements (Utility)	\$2,468
Waste Water Improvements (Utility)	\$2,048
Storm Drain Improvement (Utility)	\$2,279
Irrigation Water Improvement (Utility)	\$2,468
Street Maintenance Fee	\$260
Total Water Cost	\$137,195
Total water cost per building square foot for year 2020/2021	\$0.11 / ft ²
Total water cost per student FTE for year 2020/2021	\$22.59 / FTE