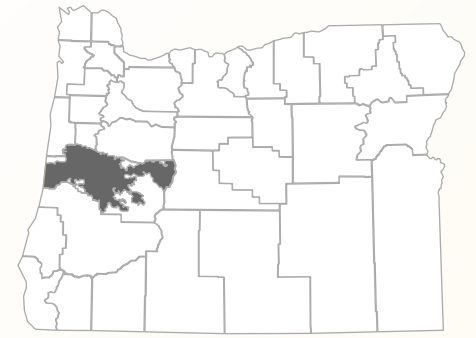


The Economic Value of Lane Community College



The Lane Service District, Oregon

About Lane

11,670 Credit students
 5,189 Non-credit students
 897 Employees

Economic impact analysis



\$712.8 million Added income


Alumni impact

Impact of the increased earnings of Lane alumni and the businesses they work for

An economic boost similar to hosting the Super Bowl **2x**



OR **8,249** Jobs supported



1 out of every **23**

jobs in the Lane Service District is supported by the activities of Lane and its students.



\$58.4 million Added income

Operations spending impact

Impact of annual payroll and other spending

Enough to buy **1,236** new cars



OR **860** Jobs supported



\$29.0 million Added income

Student spending impact

Impact of the daily spending of Lane students attracted to or retained in the region

Enough to buy **1,979** families* a year's worth of groceries



OR **506** Jobs supported

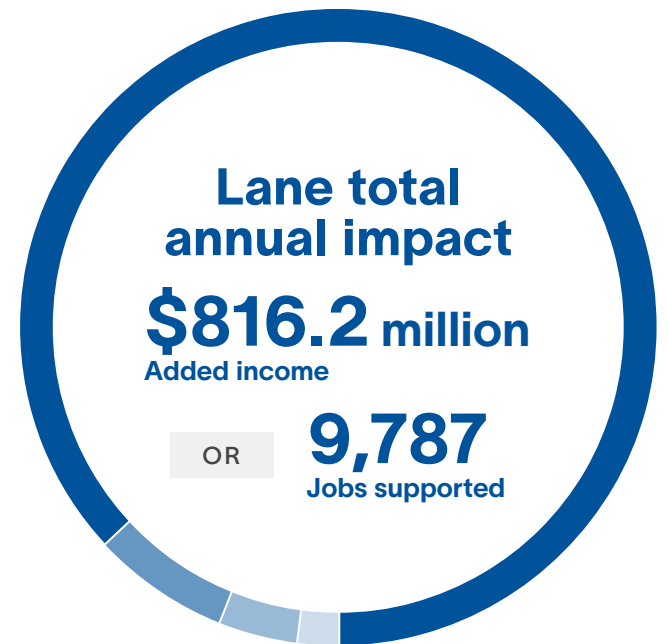


\$16.0 million Added income

Construction spending impact

Impact of expenditures for ongoing construction projects

OR **171** Jobs supported

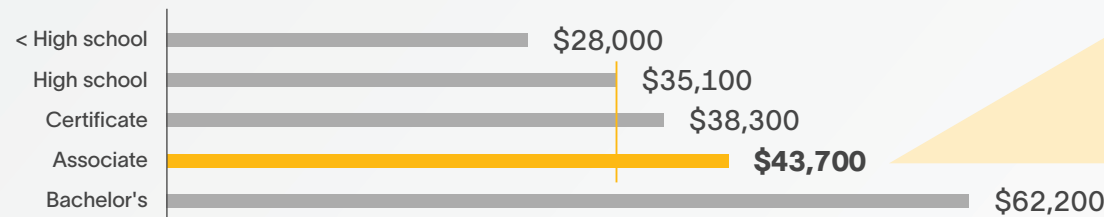


● = 100 jobs * = family of four

Investment analysis



Average earnings by education level at career midpoint



The average associate degree graduate from Lane will see an increase in earnings of **\$8,600** each year compared to someone with a high school diploma working in Oregon.

For every **\$1...**



Students gain **\$4.00** in higher lifetime earnings



Taxpayers gain **\$1.10** in added tax revenue and public sector savings



Society gains **\$5.30** in added income and social savings