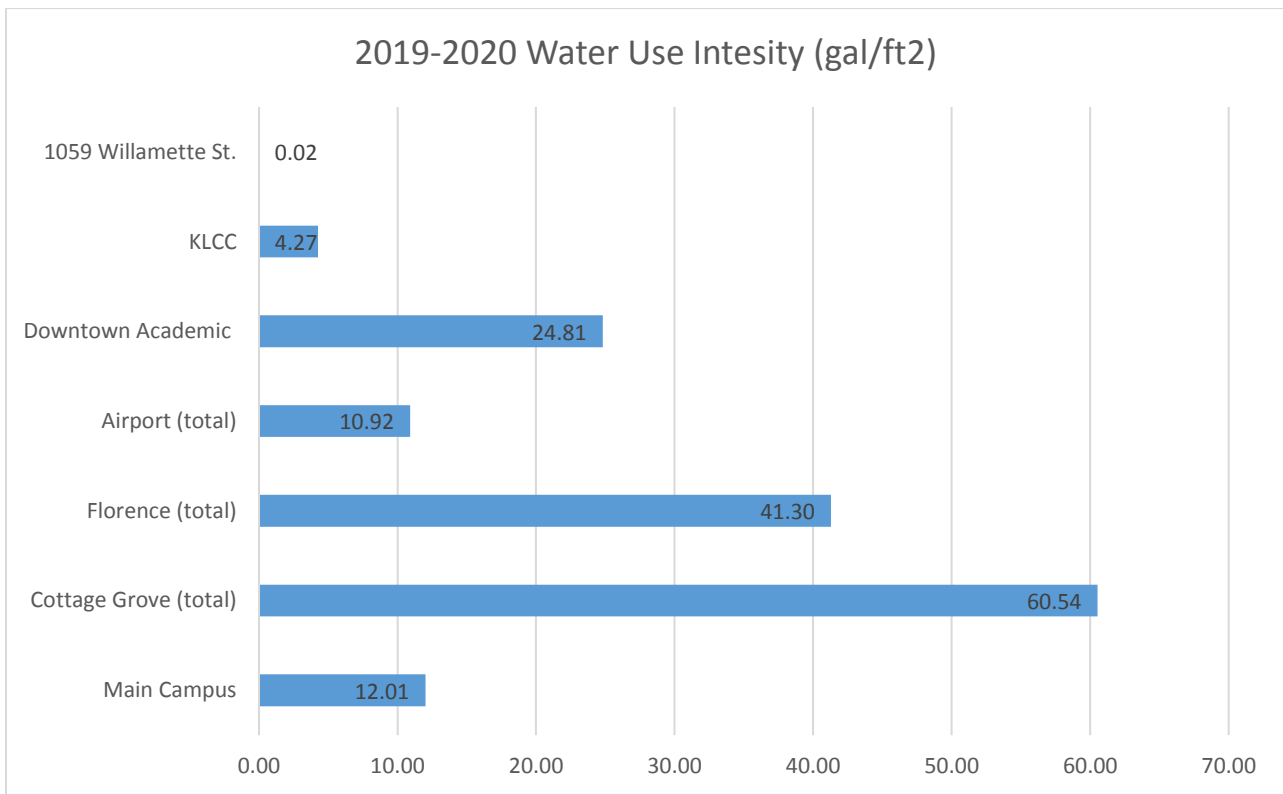


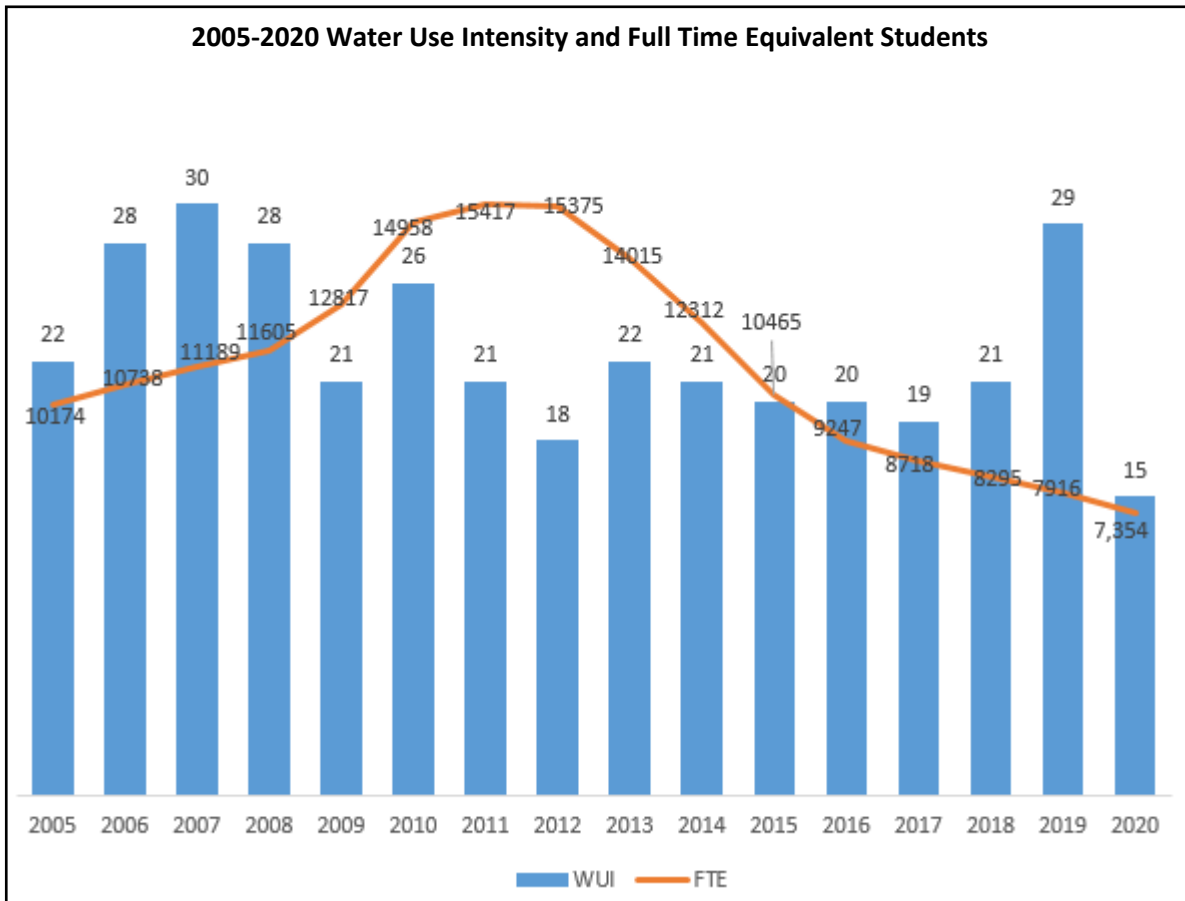
# LANE COMMUNITY COLLEGE – WATER INDICATOR REPORT FY 20

## Summary

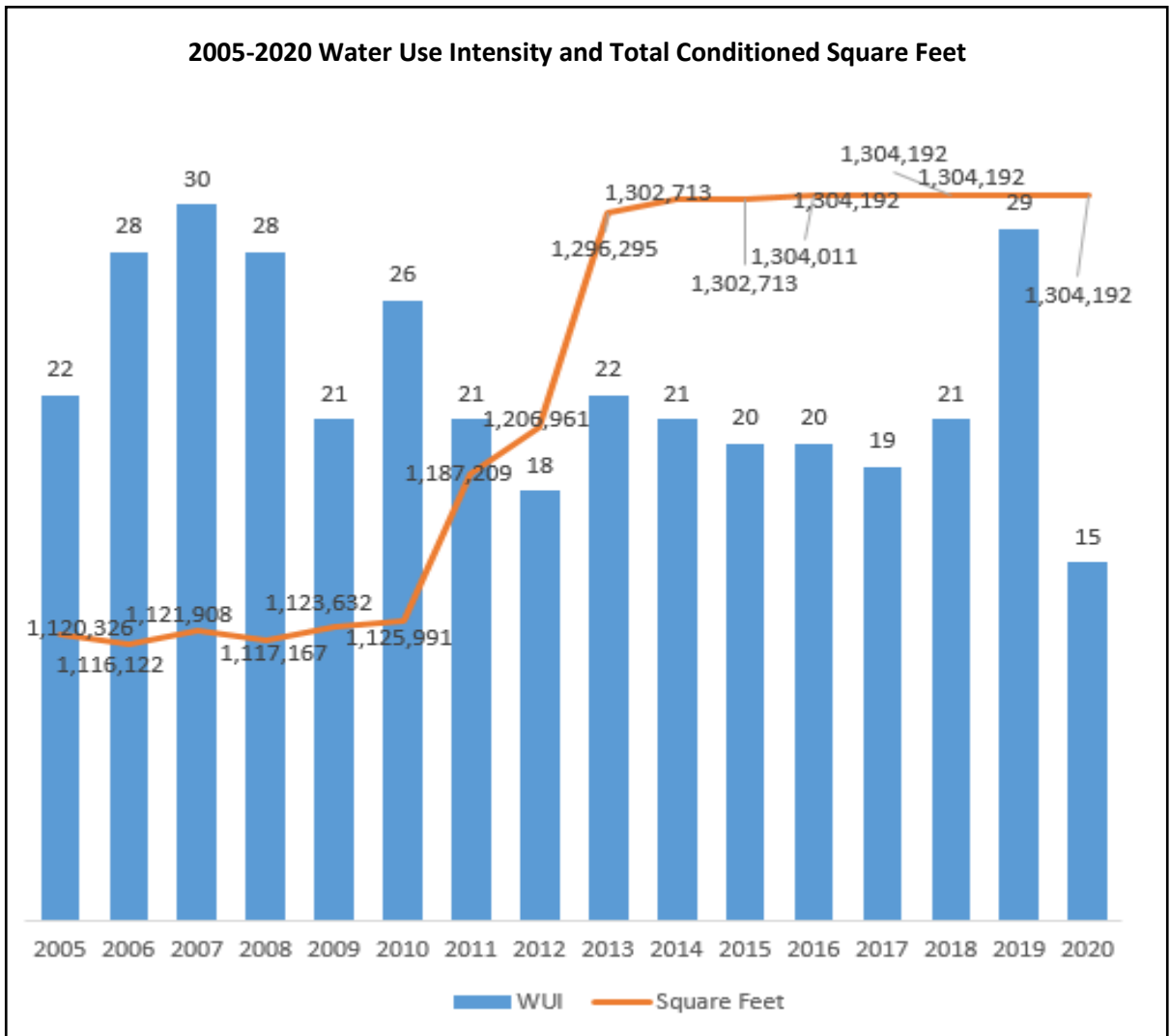
Description	Value
Total potable water consumed in year 2019/2020 in Kgals	19,775 Kgals
Total Building Square footage for 2019/2020	1,304,192 ft <sup>2</sup>
Annual Water Use Intensity for year 2019/2020 in KGAL/ft <sup>2</sup> & gal/ft <sup>2</sup>	0.015 Kgals/ft <sup>2</sup> or 15 gallons / ft <sup>2</sup>
Total potable water cost for year 2019/2020	\$149,844.27
Total potable water cost per building square foot per year	\$0.11 / ft <sup>2</sup>
Total potable water decrease for 2019/2020 over the baseline of 2004/2005	32 %
Total potable water decrease for 2019/2020 compared to 2018/2019	48 %



LANE COMMUNITY COLLEGE – WATER INDICATOR REPORT FY 20



LANE COMMUNITY COLLEGE – WATER INDICATOR REPORT FY 20



## LANE COMMUNITY COLLEGE – WATER INDICATOR REPORT FY 20

### Water Use Intensity

Description	Value
Total Potable Water for year 2019/2020 (kgal)	19,775 Kgal
Total Student FTE for year 2019/2020	7,354 FTE
Total Staff for year 2019/2020	865 Headcount
Total Student Headcount for year 2019/2020	20,957 Headcount
Total Student FTE + Staff for year 2019/2020	8,219
Total LCC Building Square footage for year 2019/ 2020	1,304,192 ft <sup>2</sup>
Annual Water Use Intensity (water use per building square foot per year) for year 2019/2020	15 gal / ft <sup>2</sup>
Total water use per student FTE	2,689 gal / FTE

### Cost Data

Description	Value
Potable Water	\$88,819
Irrigation Water	\$5,185
Sewer Water	\$36,765
Storm Drain Water	\$8,245
Fire Protection Water	\$2,446
Water Improvements (Utility)	\$2,468
Waste Water Improvements (Utility)	\$2,048
Storm Drain Improvement (Utility)	\$2,279
Irrigation Water Improvement (Utility)	\$1,296
Street Maintenance Fee	\$260
Total Water Cost	\$149,844.27
Total water cost per building square foot for year 2019/2020	\$0.11 / ft <sup>2</sup>
Total water cost per student FTE for year 2019/2020	\$20.38 / FTE